

Year 1 Science Task - Week 5

This half term our topic is 'Everyday Materials'. We will learn about different types of materials. We will learn the names of different materials including wood, plastic, glass, metal; and describe their properties. We will begin to compare and group a variety of everyday materials.



Research

1. Click on the links below to watch this video to learn about the terms: **transparent**, **translucent** and **opaque**.

[Light - KS1 Science - BBC Bitesize](#)

[Transparent Objects, Opaque Objects and Translucent Objects | Don't Memorise - YouTube](#)

[Transparent, Translucent, Opaque - YouTube](#)

2. Think back to the 'THREE LITTLE PIGS' story. Watch the story again to remind yourself. We need the best material for the three little pigs' curtains so that the big bad wolf can't see them.

[Fairy Tales - The 3 Little Pigs Story - YouTube](#)

3. Think about everything you have learnt about materials.
What would make good curtains?
Do we want them to be transparent, translucent or opaque?
Do we want them to be bendy or rigid?
Make a list of materials you could use to make the curtains.
Next week you will be testing these materials.

Year 1 Science Task - Week 6





LI: To complete an investigation and record your findings

After completing your research last week, it is now time for you to test your materials.

You need to try and shine a light through the materials to see if they are transparent, translucent or opaque. If you're unsure about how to do this, please watch the video below.

[Transparent-Translucent-Opaque Experiment - YouTube](#)

Below is an example of some materials you might already have at home. It is okay if you don't have all the materials. Try and use what you have.

Materials	Transparent lets all the light through	Translucent lets some light through	Opaque lets no light through
 paper			
 plastic bottle			
 Fabric top			
 Wooden/ Metal table			

Task 2: Create a presentation of your findings

Now that you have completed the test. Create a presentation about what you have found out. Use these questions to help you:










What were you finding out in the experiment?

What materials did you use?

What equipment did you use?

Which materials were Transparent? Translucent? Opaque?

Which material do you think the three little pigs should use for their curtains? Explain your reasoning using the key vocabulary below.

 transparent	 translucent	 opaque
 bendy	 rigid	 light
 soft	 heavy	 light

The three little pigs should...
