

# Phonics

## How can I support my child with early reading?



MRS GROVER  
DEPUTY HEAD TEACHER LOWER SCHOOL



# What is phonics?



Phonics is a method of teaching children how to read and write by matching spoken sounds to individual letters or groups of letters.

- Taught daily
- **Systematically:** children are taught the most common sounds and words first
- Written language is basically a code, by teaching children phonics we help them crack the code.
- When children understand that letters correspond to sounds they can use their phonic knowledge to sound out to read words.

# Phase 1



Aspect 1

## Environmental Sounds



Aspect 2

## Instrumental Sounds



Aspect 3

## Body Percussion




Aspect 4

## Rhythm and Rhyme



Aspect 5

## Alliteration



Aspect 6

## Voice Sounds



Aspect 7

## Oral Blending and Segmenting



Children need a good understanding of these elements before introducing them to graphemes

# Phase 1: How to help at home



- Explore the sounds that different animals make including imaginary animals e.g. dragons.
- Experiment with the sound that different objects make.



- Play with musical instruments and explore how sounds can be changed by using the instrument differently.
- Use instruments to create simple rhythms. You can use home made instruments.




- Put some music on and get your child to march, stamp or dance to the beat.
- Listen to your child re-enact familiar stories, perhaps adding sound effects using their bodies e.g. tapping their knees to make it sound like rain.

# Phase 1: How to help at home



- Sing nursery rhymes over and over so they learn them off by heart. Start by keeping the songs slow and emphasising the rhyming patterns.
- Share rhyming books together so that your child gets a sense joy from reading.
- Invent rhymes with your child and encourage them to invent their own.
- Sing songs with alliterative lines e.g. Sing a Song of Sixpence.
- Read alliterative rhymes or tongue twisters.
- Encourage your child to say 'wheee!' as they go down the slide.
- Encourage them to replicate noises that they can hear.
- Act out stories, adding sound effects. Going on a Bear Hunt is a brilliant book for this.



# Glossary of Terms



## Blending and Segmenting

During Phase 1, children blend and segment orally with sounds. During Phase 2 they begin to blend and segment with letters.

Blending - pushing sounds together to make a word.

Segmenting - breaking a word into individual sounds.

## TRICKY WORDS

to

I

into

no

go

the

# Phase 1: How to help at home



Teachers revisit each aspect continuously throughout the year in Nursery but this aspect tends to come later. The children begin to orally blend and segment sounds in words focusing on what they can hear.

They will sound out words and try to remember the order of the sounds. This will help when they begin to read and spell in Reception when they begin Phase Two.

## How to help at home:

- Model how to sound out the last word in a sentence, immediately saying the whole word afterwards e.g. Get your c-oa-t, coat.



# Glossary of Terms



## DECODE



**VERB**  
decoding

Decoding is when you use your phonic knowledge to sound out letters, then blend the sounds together to read the word.

To be able to decode a word children need to be able to:

recognise the letters

know the sounds they represent

blend the sounds

See it

**Sat**

Sound it out and blend it

**S-a-t**

Say it

**Sat**

To be able to encode a word children need to be able to:

hear the sound

know the letter(s) that represents it

write the letter(s)

Encoding is listening to the individual sounds in a spoken word to help spell.

Say it

**Sat**

Sound it out

**S-a-t**

Write it

**Sat**



# Glossary of Terms



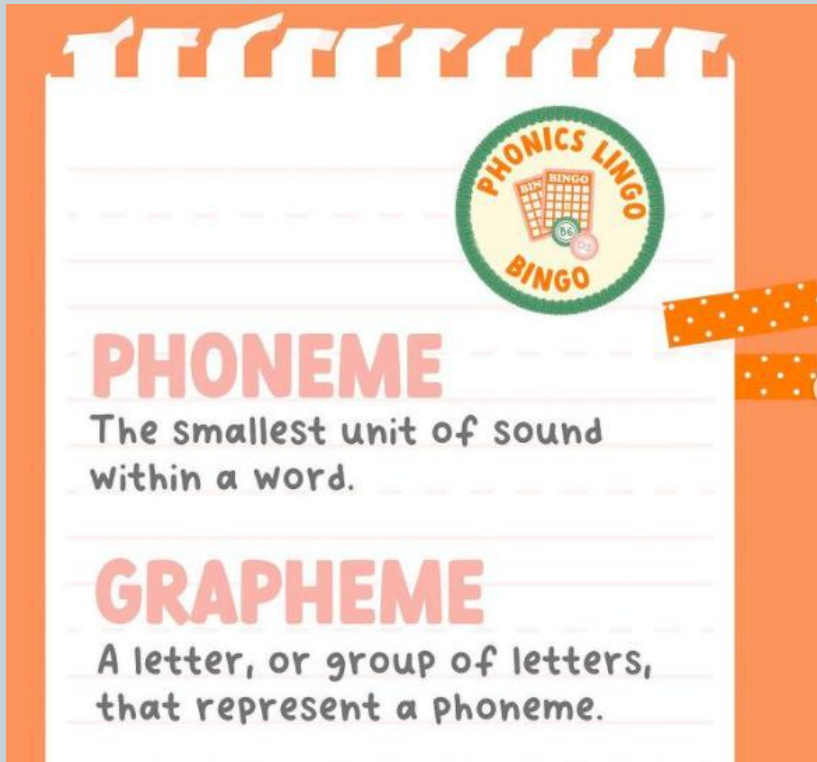
## PURE SOUNDS

Try not to add 'uh' to the end of the sound.

When you teach your child a sound, try to say it clearly without adding any additional sounds to the end.

Avoid adding an 'uh' sound e.g.  
ffff rather than fuh.  
mmmm rather than muh

# Glossary of Terms



**diagraph =**  
2 letters  
one sound

The phonemes (sounds)  
can be represented by  
individual letters or groups  
of letters (graphemes).

1 letter e.g. c  
2 letters e.g. ch  
3 letters e.g. air

**trigraph =**  
3 letters  
one sound

# Phonics



## Reading pyramid

### PHASE ONE – NURSERY

- 1 Environmental Sounds
- 2 Instrumental Sounds
- 3 Body Percussion
- 4 Rhythm and Rhyme
- 5 Alliteration
- 6 Voice Sounds
- 7 Oral blending & segmenting

### READING STAGES

Children are taught phonics every day in Reception. If they are finding reading tricky they might have gaps in their phonological or phonemic awareness.



# Phonics



## How to support your child

- Join us at coffee mornings and Parent Reading!
- Read anything, anywhere.
- Make it enjoyable
- Find books they enjoy
- Visit the library
- Talk about books
- Be a positive role model
- Dedicate time to reading
- Be patient, be interested, be a model









# Top Tips



## Find books they like



BookTrust

Home What we do Books and reading News and features About us Support us Donate

Home Books and reading / Bookfinder

### Bookfinder

Looking for your child's next favourite read? You've come to the right place.

Our Bookfinder will help you discover the very best kids' books: magical mysteries, astonishing adventures and fantastic non-fiction. Simply choose an age range, pick as many themes as you want to search through thousands of book reviews, and get reading. Enjoy!

Find children's books for every age..

Choose an age/stage

- 0-1 year
- 2-3 years
- 3-4 years
- 5-8 years
- 9-12 years
- 12+

# Phonics



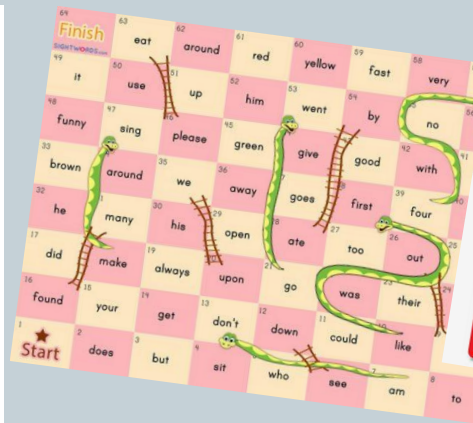
## Make it fun!



### Autumn Scavenger Hunt

How many can you find? Date \_\_\_\_\_

<input type="checkbox"/> RED LEAF	<input type="checkbox"/> YELLOW LEAF
<input type="checkbox"/> BROWN LEAF	<input type="checkbox"/> ORANGE LEAF
<input type="checkbox"/> GREEN LEAF	<input type="checkbox"/> TWIG
<input type="checkbox"/> PINE CONE	<input type="checkbox"/> CONKER
<input type="checkbox"/> WILD BERRIES	<input type="checkbox"/> FEATHER
<input type="checkbox"/> ACORN	<input type="checkbox"/> WINGED SEED
<input type="checkbox"/> WILDFLOWER	<input type="checkbox"/> BARK



# Early Reading



## Resources and links



- Mini Writers club
- Five Minute Mum
- Phonics Family



- Alphablocks



- sing along cursive
- Cbeebies
- Letters and Sounds



# Any further questions?



THANK YOU